

1

2

3

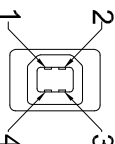
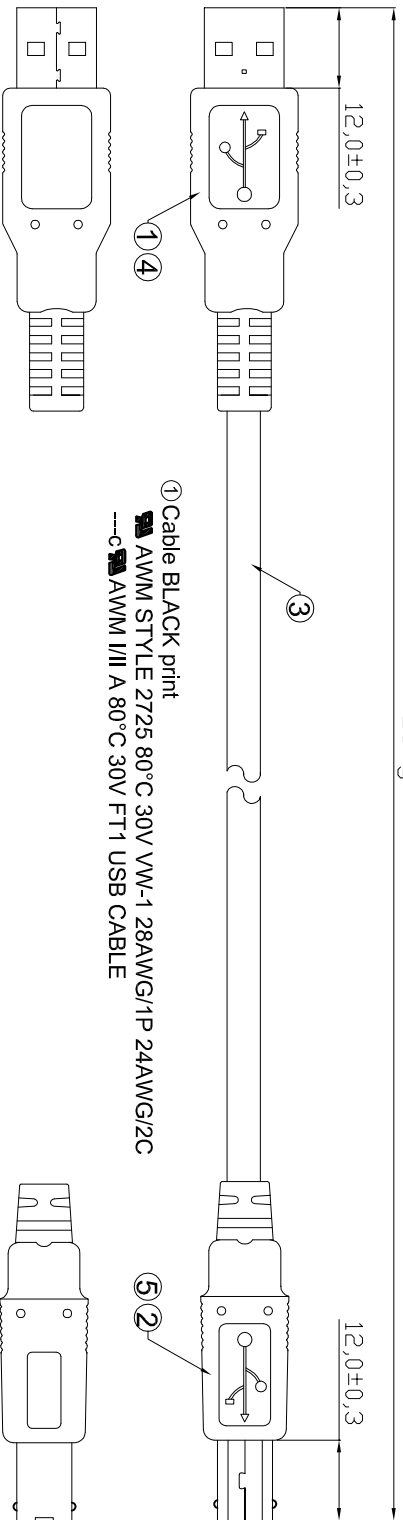
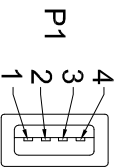
4

5

6

7

Length

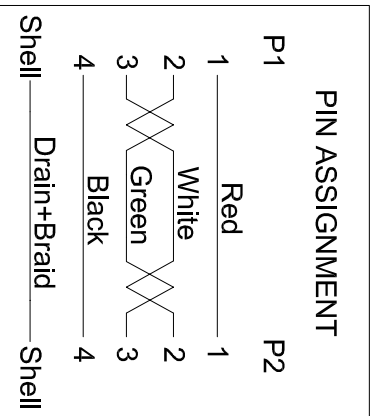
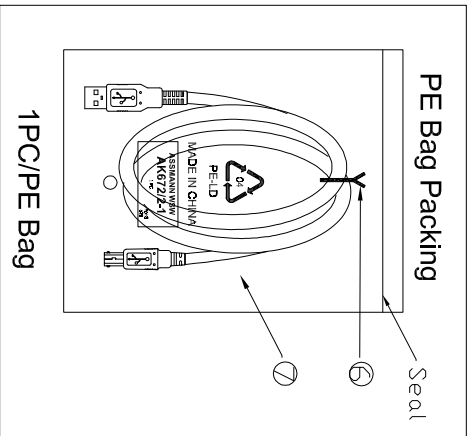


① Cable BLACK print  
 AWMM STYLE 2725 80°C 30V VW-1 28AWG/1P 24AWG/2C  
 ---c AWMM I/II A 80°C 30V FT1 USB CABLE

Electrical test:

1. 100% short, open, miswire test
2. Conduct resistance: 2 Ohm max.
3. Insulator resistance: 10Mohm min.
4. Dielectric test: DC 300V

WSW P/IN	Jacket color	Length(mm)
AK672/2-1	Beige	1000±30
AK672/2-2	Beige	2000±50
AK672/2-3	Beige	3000±50
AK672/2-5	Beige	5000±50



⑦	PE Bag	1	Clear Print black "MADE IN CHINA" + "1PC"
⑥	TIE	1	White
⑤	Out Jacket	6g	Beige(BG002) PVC-45P
④	Out Jacket	6g	Beige(BG002) PVC-45P
③	Cable	1	Beige(BG002) USB2.0 UL2725 28#/1P+24#/2C+AEB OD:4.7mm
②	CONN	1	USB 2.0 B Male Shell:Nickel Pin:G/F Insulator color: White
①	CONN	1	USB 2.0 A Male Shell:Nickel Pin:G/F Insulator color:White

SPECIFICATION

RoHS compliant

Unit: mm

G

Scale	Free	Date	Name
TOLERANCE		11.02.2014	Amy
		26.01.2016	Amy

H

DIM	TOL	Update the drawing	26.01.2016	Amy
		① Drawn <td>11.02.2014</td> <td>Joanna</td>	11.02.2014	Joanna

G

Angle	TOL	Id.	Modification	Date	Name

H

Customer-No.	ASSMANN WSW-No.	Drawing-No.	ASSMANN
	AK672/2-X	ASS 7066 CA	WSW components

H

Replace	rev01	Sheet

H

Customer-No.	ASSMANN WSW-No.	Drawing-No.	ASSMANN
	AK672/2-X	ASS 7066 CA	WSW components

H

Customer-No.	ASSMANN WSW-No.	Drawing-No.	ASSMANN
	AK672/2-X	ASS 7066 CA	WSW components

H

Customer-No.	ASSMANN WSW-No.	Drawing-No.	ASSMANN
	AK672/2-X	ASS 7066 CA	WSW components

H

Customer-No.	ASSMANN WSW-No.	Drawing-No.	ASSMANN
	AK672/2-X	ASS 7066 CA	WSW components

H

Customer-No.	ASSMANN WSW-No.	Drawing-No.	ASSMANN
	AK672/2-X	ASS 7066 CA	WSW components